


Home Learning EYFS Week Beginning: 6th July 2020



This week, we are taking a jet plane to Japan! It is a looooooong way away so strap yourselves in and get comfortable.

Reading- Your challenge this week is to read as many of the 100 high frequency words without support. You can find them at this link <https://www.highfrequencywords.org/hfw100fp.pdf> or at the end of this document. It doesn't matter if you can read

1 or 100, it is important that you try your best, but hopefully you can improve on the amount you read last time ☺



UW- You may think that you don't know much about Japan but I am sure that you have heard of one of its most famous creations, read on to find out more.

- The Japanese flag has a red dot in the middle, it represents the sun!
- Japan is covered in mountains and there are volcanos and earthquakes there.
- In Japan they use symbols to write and speak in Japanese.
- Have you heard of sushi? Japanese people eat a lot of sushi, fish and rice.
- To move around Japan you will need to use the bullet train, it is SUPER fast.
- Pokemon was created in Japan! I'm sure you have heard of this.

Writing- This week can you watch the first episode of Pokemon- you can watch it here <https://watch.pokemon.com/en-us/player.html?id=7fe404392a77410e88af4a19ca20184f> You don't have to watch all of it but we want to know Who is the pokemon character that Ash collects? What does it look like? What are its special powers? Can you have a go at drawing and labelling the little monster or writing a description in sentences?

EAD- This week using the playdough recipe or junk modelling at home, can you make your own volcano? You will be doing an experiment later in thweek to make it explode!

?  
How to make Playdough

2  cups of flour

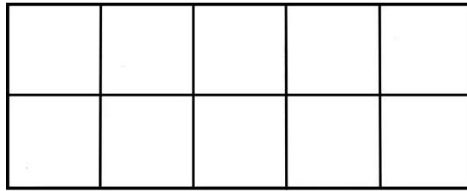
1  cup of salt



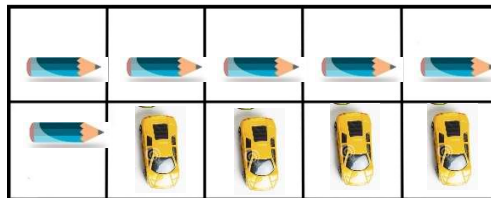
Home Learning EYFS Week Beginning: 6th July 2020

Literacy- Having watched an episode of Pokémon, you will know that they meet little monsters that have special powers throughout the series. We would like you to create your own little monster! It may have 1000 eyes, no arms but 6 legs, rainbow hair and it may be invisible, fly or have electricity as a power- you decide! Can you draw it and write a description to tell us about your own little monster? Don't forget to sound it out, it doesn't have to be spelt correctly!

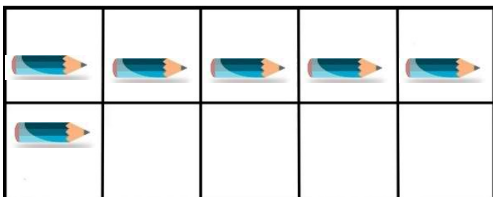
Maths- You will need two sets of 10 objects, for example 10 toy cars and 10 crayons. Can you draw a tens frame (shown below). How many different ways can you make 10 using the objects?



For example- $6+4=10$. How many different ways can you find 10 using your toys?



Maths hunt challenge: How many pairs of shoes do you need to make 10? Find 7 socks, 1 stuffed animal, 2 pieces of fruit. How many do you have altogether? Find 4 biscuits, eat one of them! Now find 6 spoons. How many do you have altogether? Find 6 forks, 5 grapes, eat one. How many do you have?



Maths- Can you repeat the tens frame activity but this time start with objects inside you frame. You will need a set of 10 objects, for example 10 crayons. Place some crayons in, how many do you have? $(10-6)$ How many blank spaces are there? (4) So $10-6=4$. How many different ways can you subtract from 10?

UW- In Japan there are lots of Volcanos and Mountains, a famous one is called Mount Fuji. Earlier in the week you created a volcano, now you are going to make it explode! You will need baking soda, vinegar, soap and food colouring (optional). Add two spoonful's of baking soda, then add a spoonful of dish soap, add a few drops each of the red and yellow food colouring, then finally add an ounce of vinegar and BOOM!!! Watch it explode!