








Linked Learning:


| | | |
|---|---|---|
| <p style="text-align: center;">London</p> <p style="text-align: center;">Autumn Term Infants</p>  | <p>English:</p> <p>This term in English, we will start by looking at non-fiction where we will base our diary writing on The Great Fire of London. We will be focusing on writing in full sentences with correct punctuation. We will be adding detail by using adjectives, verbs and conjunctions.</p> <p>Then we will be going on to look at story writing where we will focus on the story 'Stardust' before looking at a unit on poetry.</p> | <p>Geography:</p> <p>This term, we will be looking at the city of London. We will locate London on a map and describe its location, identifying and describing different landmarks. We will also compare human and physical features in London to Newbury as well as use compass points to navigate and explore seasonal weather patterns in London.</p>  |
| <p>Art:</p> <p>In this topic, we will be exploring and investigating colour. Our investigations will include exploring colours used in fire, understanding the colour wheel and what is considered warm and cold colours. The children will explore the work of J.M. Turner and his use of water-colour.</p>  | <p>History:</p> <p>In this unit, we will be looking at The Great Fire of London. We will discuss how London has changed since 1666, understanding what life was like in the 17th century. We will discover how the Great Fire started and spread across London, creating a timeline of the key events and understanding what happened after the fire. We will also develop our skills of asking and answering questions about historical sources.</p> | <p>Design Technology:</p> <p>In this unit, we will:</p> <ul style="list-style-type: none"> • Explore modern fire engines • Investigate wheels, axles and chassis. • Investigate ways of creating and decorating the body of a fire engine. • Design and make a fire engine. • Evaluate the finished product. |

In addition, the following will be taught:

| | | |
|--|---|--|
| <p>Maths (Year 1):</p> <p>This term in Maths, year 1 will be focusing on:</p> <ul style="list-style-type: none"> • Place value (within 10). • Addition and subtraction. • Shape.  | <p>Maths (Year 2):</p> <p>This term in Maths, year 2 will be looking at:</p> <ul style="list-style-type: none"> • Place value. • Addition and subtraction. • Shape.  | <p>Science:</p> <p>In this unit, we will be looking at everyday materials investigating the differences between a material and its product; identifying different everyday materials and the properties of everyday materials. We will then use our scientific knowledge to set up and complete an enquiry, using our questioning and observations to group materials based on physical properties.</p> |
|--|---|--|

| | | |
|--|---|--|
| <p>PSHE: During this term's unit, we will be looking at 'Being Me in my World'. This will include:</p> <ul style="list-style-type: none"> • Feeling special and safe • Rights and responsibilities • Rewards and feeling proud • Consequences • Being part of team | <p>RE: In this unit, the focus is Christianity and in particular the story of the Good Samaritan. We will be exploring stories and fables that question can and should we always be kind to others?</p> | <p>Computing: This term we will be continuing to look at:</p> <ul style="list-style-type: none"> • Online safety and exploring Purple Mash. • Maze Explorers. • Online safety.  |
| <p>Music: This term, we will be using our music programme, Charanga, to focus on the song; Hands, Feet, Heart.</p>  | <p>PE: This term in PE, we will be following the Real PE scheme, focusing on developing coordination and static balance. We will also be using our bodies to support movements with a focus on two physical stories.</p> | |

Other Key Information:

| | | |
|---|--|--|
| <p>Homework: <u>Reading</u> We expect all the children to read daily for 5 to 10 minutes. Reading needs to be logged on Go Read so we can reward children with Dragon Eggs.</p> <p><u>Numbots</u> We expect all the children to practise on Numbots daily for 5 to 10 minutes.</p> | <p>Go Read: Please ensure you are logging all of your child's reading on GoRead. If you need any help with this, please let us know. In order for your child to make as much progress as possible, we expect them to read every day. It is better to read little and often rather than rarely and at length.</p>  | <p>PE kit and Uniform: We ask that the children's PE kits are brought in school on a Monday, and we will send them home on a Friday for them to be cleaned over the weekend. The PE kit should contain the following items: navy shorts, Speenhamland PE t-shirt, navy trousers, navy jumper and trainers. Also spare socks, hairbands and earring tape.</p> <p>Please ensure everything is very clearly named so nothing goes missing.</p> |
|---|--|--|